

Distributing Shared Resource Files to all Workstations on a network

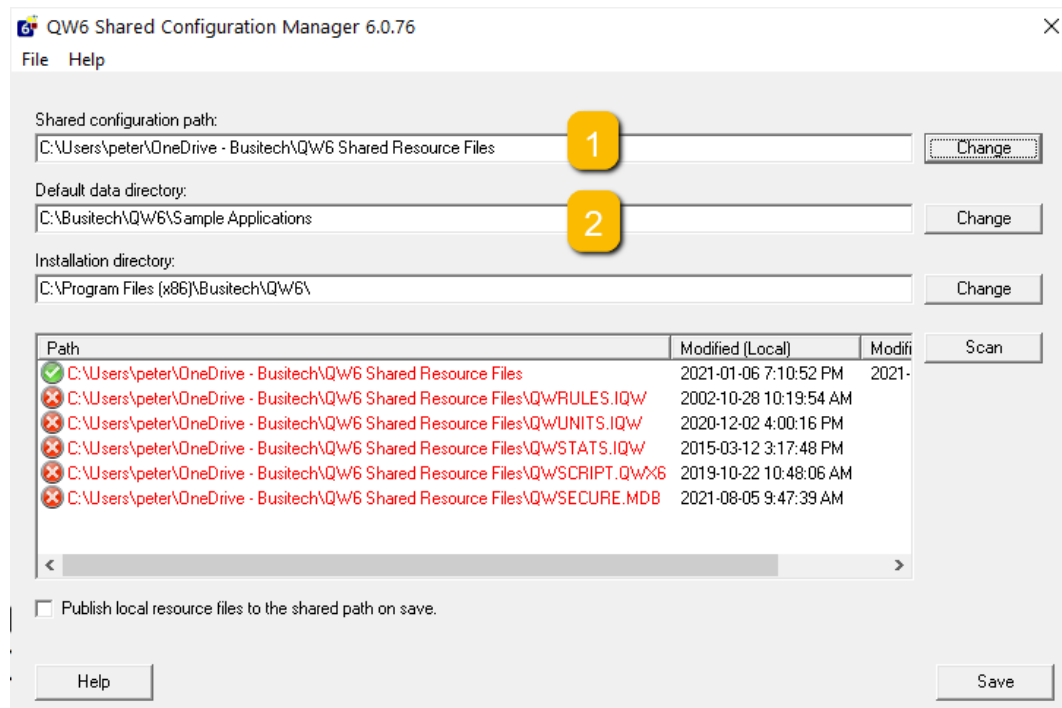
The following is a fast track procedure that will make it easier to distribute the Shared Configuration files to all QW6 Workstations. The alternative is to go to each workstation and update the local Shared Configuration definition to point to the Fileserver directory for the Shared Configuration files. You may require the assistance of your IT department to complete this procedure.

Create a directory on the Fileserver that will contain the default Shared Resource files

- Example C:\QW6\Shared Resource Files


The QW6 Administrator then configures the Shared Resource Files on their workstation setting

1. Shared Configuration path
2. Default data directory path

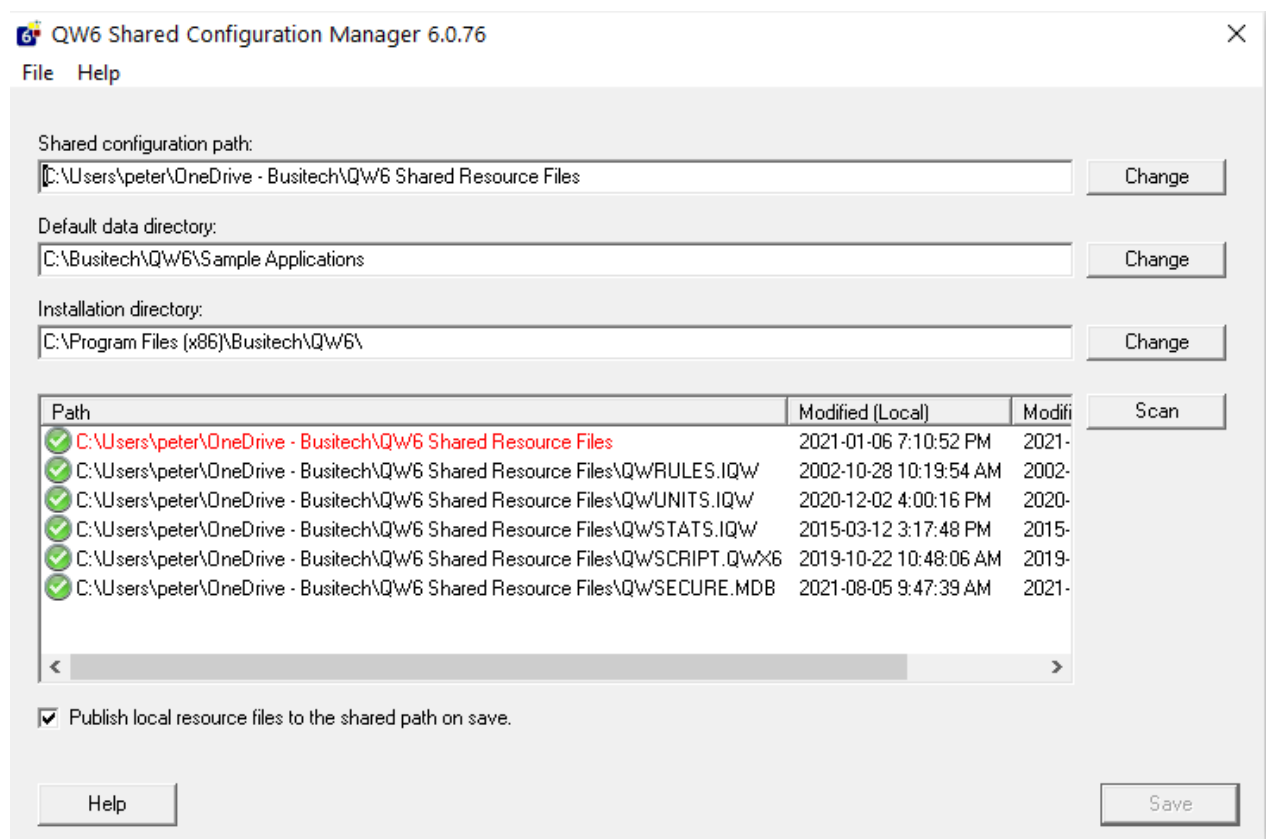


When the configuration settings are complete Click “Publish local resource file to shared path on save” and then Click Save

Distributing Shared Resource Files to all Workstations on a network



The Shared resource files are now copied to the Shared Resource Directory on the File server.



Using Windows File Explorer navigate to the Shared Resource files Directory on the File Server. In that directory you will find the File QW6SHARED.IQW and its contents look like this.

Distributing Shared Resource Files to all Workstations on a network

```
QW6SHARED.IQW - Notepad
File Edit Format View Help
[SYSTEM]
SECURITYSCRIPT= C:\ProgramData\Busitech\QW6\QWSECURE.QWX6
DATAPATH      = C:\Busitech\QW6\Sample Applications
SHAREDPATH    = C:\Users\peter\OneDrive - Busitech\QW6 Shared Resource Files
RULESFILE     = C:\Users\peter\OneDrive - Busitech\QW6 Shared Resource Files\QWRULES.IQW
STATSFILE     = C:\Users\peter\OneDrive - Busitech\QW6 Shared Resource Files\QWSTATS.IQW
UNITSFILE     = C:\Users\peter\OneDrive - Busitech\QW6 Shared Resource Files\QWUNITS.IQW
GLOBALSCRIPT = C:\Users\peter\OneDrive - Busitech\QW6 Shared Resource Files\QWSCRIPT.QWX6
SECURITYFILE  = C:\Users\peter\OneDrive - Busitech\QW6 Shared Resource Files\QWSECURE.MDB
INSTALLPATH   = C:\Program Files (x86)\Busitech\QW6\
[SETTINGS]
SUPPORTPREVIOUSFILEFORMATS= False
AUTHENTICATEONSTARTUP= True
AUTHENTICATIONMODE= 1
```

Your IT department should be able to push this file out to all the QW6 Workstations and place it in the directory C:\ProgramData\Busitech\QW6 replacing the QW6SHARED.IQW. Upon completion of the procedure the workstations will all point to the Shared Resource files on the Fileserver.